
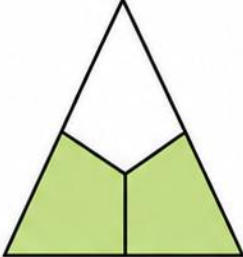
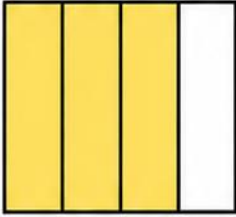

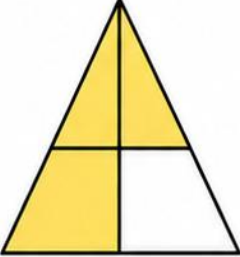



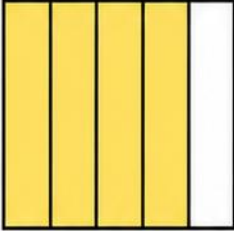
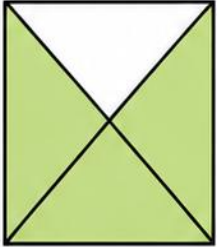


Writing Fractions

A fraction shows a part of a whole. The top number tells how many parts we have. The bottom number tells how many equal parts the whole is divided into.

Look at each picture. Write the correct fraction in the box.

1.	2.	3.	4.	5.
				
<input style="width: 50px; height: 50px; border: 1px solid black;" type="text"/>	<input style="width: 50px; height: 50px; border: 1px solid black;" type="text"/>	<input style="width: 50px; height: 50px; border: 1px solid black;" type="text"/>	<input style="width: 50px; height: 50px; border: 1px solid black;" type="text"/>	<input style="width: 50px; height: 50px; border: 1px solid black;" type="text"/>
6.	7.	8.	9.	10.
				
<input style="width: 50px; height: 50px; border: 1px solid black;" type="text"/>	<input style="width: 50px; height: 50px; border: 1px solid black;" type="text"/>	<input style="width: 50px; height: 50px; border: 1px solid black;" type="text"/>	<input style="width: 50px; height: 50px; border: 1px solid black;" type="text"/>	<input style="width: 50px; height: 50px; border: 1px solid black;" type="text"/>